

Šablona III/2 - Inovace a zkvalitnění výuky prostřednictvím ICT

IN THE TOWN

Anotace: materiál obsahuje 2 listy úvodu, 3 listy s úkoly a 4 listy s řešením

Šablona: III/2

Název: Inovace a zkvalitnění výuky prostřednictvím ICT

Téma: In the town

Autor: Mgr. Jana Jandíková

Očekávaný výstup: žák rozumí slovům a jednoduchým větám, přiřazuje, doplňuje

Klíčová slova: match, complete, town, street, road, there is, there are

Druh učebního materiálu: materiál pro interaktivní tabuli Active Board

Cílová skupina: žák 1. stupně ZŠ

Typická věková skupina: 10 - 11 let

Použité zdroje a materiál: učebnice a pracovní sešit Happy street New Edition, Stella Maidment, Lorena Roberts, Oxford University Press 2009

obrázky dostupné pod licencí Public domain na www.clker.com/clipart

<http://www.clker.com/clipart-theatre-masks-9.html>

<http://www.clker.com/clipart-fountain1.html>

<http://www.clker.com/clipart-village-with-brick-road.html>

<http://www.clker.com/clipart-road-trip.html>

<http://www.clker.com/clipart-brooklyn-bridge.html>

<http://www.clker.com/clipart-ducky.html>

<http://www.clker.com/clipart-swimming-pool.html>

<http://www.clker.com/clipart-ball-1.html>

<http://www.clker.com/clipart-pb.html>

<http://www.clker.com/clipart-parking-sign.html>

<http://www.clker.com/clipart-medical-professional.html>

<http://www.clker.com/clipart-bench-1.html>

<http://www.clker.com/clipart-the-main-entrance-to-treatment-facilities-at-the-national-naval-medical-center-in-bethesda-md-.html>

<http://www.clker.com/clipart-15921.html>, [9821.html](http://www.clker.com/clipart-9821.html), [3022.html](http://www.clker.com/clipart-3022.html), [2658.html](http://www.clker.com/clipart-2658.html), [26123.html](http://www.clker.com/clipart-26123.html), [6860.html](http://www.clker.com/clipart-6860.html), [2230.html](http://www.clker.com/clipart-2230.html), [14039.html](http://www.clker.com/clipart-14039.html), [12404.html](http://www.clker.com/clipart-12404.html), [14702.html](http://www.clker.com/clipart-14702.html)



INVESTICE DO ROZVOJE VZDĚLÁVÁNÍ

Autorem materiálu a všech jeho částí, není-li uvedeno jinak, je Mgr. Jana Jandíková

Match.

station

church

bridge

post office

theatre

river

car park

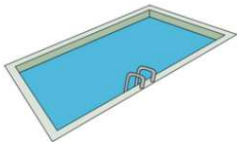

library

hospital

road

swimming pool

street



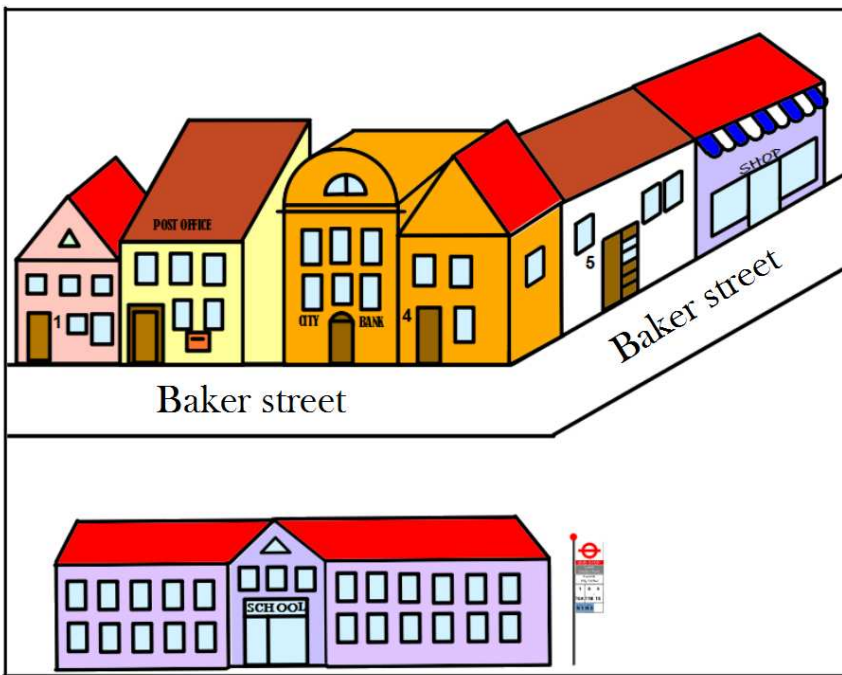
Match.

Paul lives next to John. John doesn't live at 1 Baker street. John lives next to the shop. Jane doesn't live next to the city bank, but she lives next to the post office.

Jane

John

Paul



1

4

5

Complete.

There is next to the toy shop.

There is behind the school. There are in the book shop.

There is opposite the castle.

There is between the school and the restaurant.

There is in front of the school.


There are in the park. There are in the car park

- restaurant
- park
- school
- books
- hypermarket
- car park
- toy shop
- trees
- cars



ANSWERS

Match.



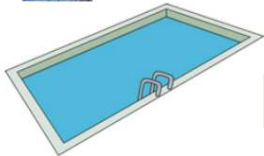
station



bridge



hospital



swimming pool



theatre



river



church



post office



street



road



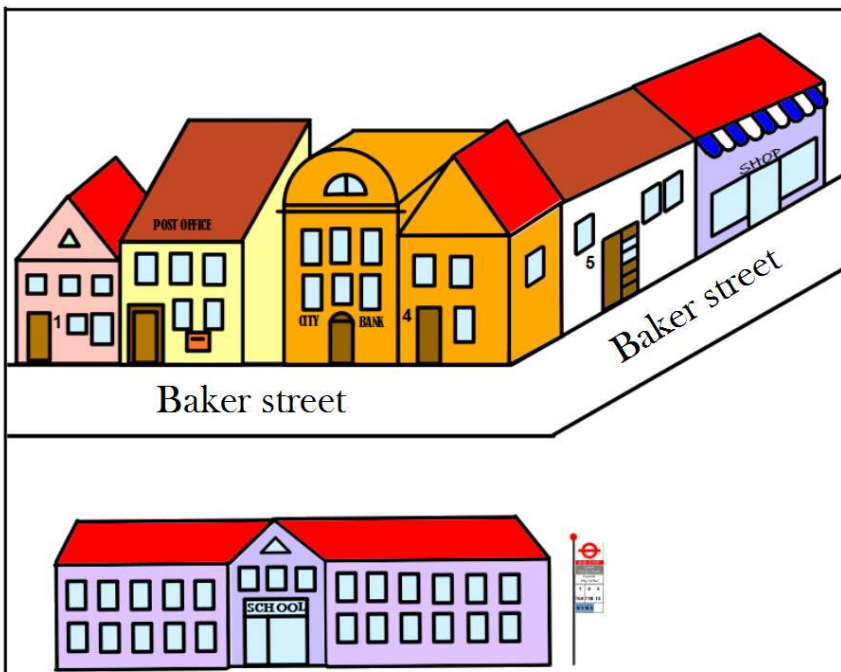
library



car park

Match.

Paul lives next to John. John doesn't live at 1 Baker street. John lives next to the shop. Jane doesn't live next to the city bank, but she lives next to the post office.



- | | |
|------|---|
| Jane | 1 |
| Paul | 4 |
| John | 5 |

Complete.

There is next to the toy shop.

There is behind the school. There are in the book shop.

There is opposite the castle.

There is between the school and the restaurant.

There is in front of the school.

There are in the park. There are in the car park.



