

Šablona II/2

Inovace a zkvalitnění výuky směřující k rozvoji výuky cizích jazyků

WHAT'S THE TIME?



INVESTICE DO ROZVOJE VZDĚLÁVÁNÍ

Základní škola Moravany, okres Brno-venkov, příspěvková organizace <b>ANOTACE</b>	
<b>Šablona:</b>	II/2
<b>Název:</b>	Inovace a zkvalitnění výuky směřující k rozvoji výuky cizích jazyků
<b>Téma:</b>	What's the time? It's ... . Prepositions <b><i>past, to, on, at</i></b>
	Učitel čte časové údaje na hodinách, žáci společně opakují. Potom samostatně barevně přiřazují věty k hodinám. Podle pokynů učitele přiřadí činnost, den a časový údaj a pak samostatně píše gramaticky správné věty (použití - past, to, on, at). Na závěr čtou věty a zakreslí ručičky do hodin.
<b>Autor:</b>	Mgr. Marie Příborská
<b>Očekávaný výstup:</b>	Pozorně naslouchá, rozumí jednoduchým pokynům učitele a adekvátně na ně reaguje. Rozvíjí si znalosti o časových údajích a předložkách s nimi spojených. Sestaví gramaticky a formálně správně jednoduché věty.
<b>Klíčová slova:</b>	time, hour, minute, second, quarter, half, prepositions, past, to, on, at, sentences
<b>Druh učebního materiálu:</b>	Pracovní list
<b>Cílová skupina:</b>	Žák 1. stupně ZŠ
<b>Typická věková skupina:</b>	5. ročník ZŠ
<b>Použité zdroje a materiály: zdroj obrázků:</b>	<a href="http://office.microsoft.com">http://office.microsoft.com</a>



EVROPSKÁ UNIE

MINISTERSTVO ŠKOLSTVÍ,  
MLÁDEŽE A TĚLOVÝCHOVYOP Vzdělávání  
pro konkurenceschopnost

INVESTICE DO ROZVOJE VZDĚLÁVÁNÍ

*What's the time?*

*Kolik je hodin?*

*It's ...*

*Je ...*

hour

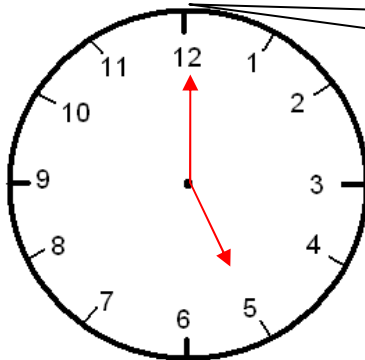
minute

second

*hodina*

*minuta*

*vteřina*



*It's five o'clock.*

quarter to - *tříčtvrtě*

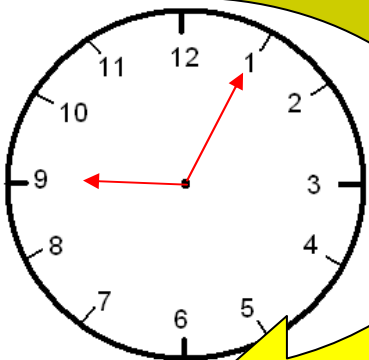
*(čtvrt do...)*

quarter past - *čtvrt po...*

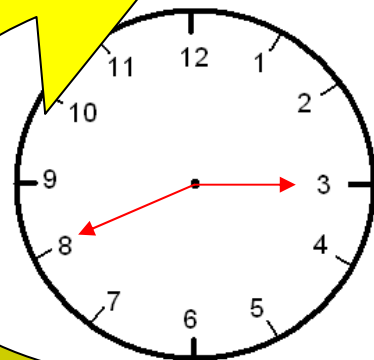
half past - *půl*

past - *po*

to - *do*

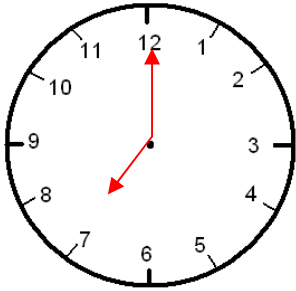


*It's five past nine.*

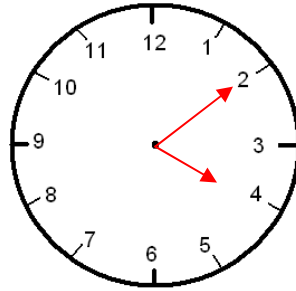


*It's twenty to three.*

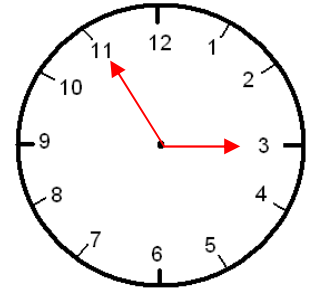
😊 Listen to your teacher and repeat the times. Then match with twelve colour pencils the sentences and the times.



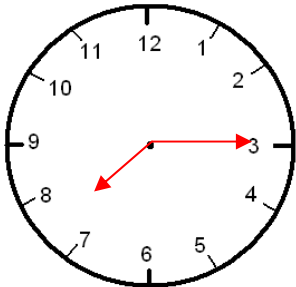
*It's ten past five.*



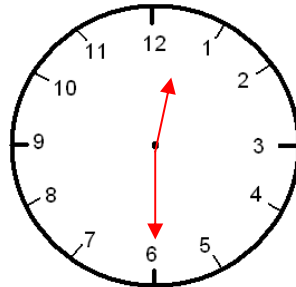
*It's quarter past seven.*



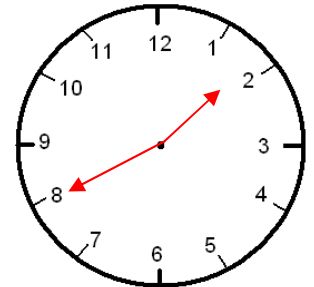
*It's twenty-five past one.*



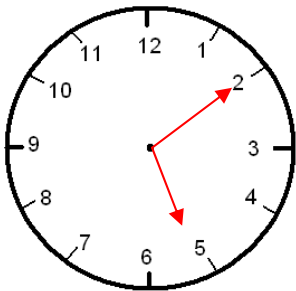
*It's ten to six.*



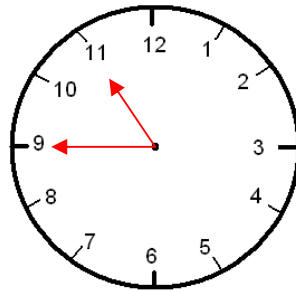
*It's seven o'clock.*



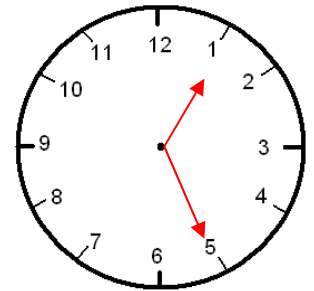
*It's twenty-five to two.*



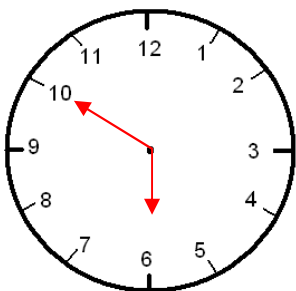
*It's ten past four.*



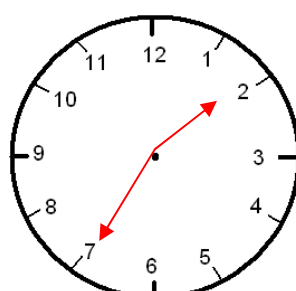
*It's five past eight.*



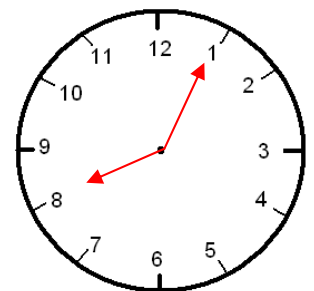
*It's half past twelve.*



*It's twenty to two.*





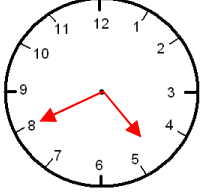


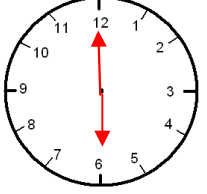

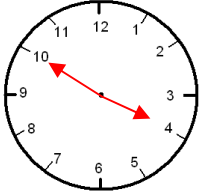

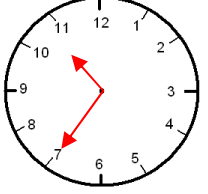
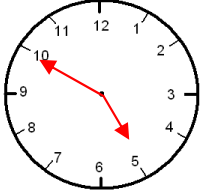
*It's five to three.*



*It's quarter to eleven.*



**Listen to your teacher and connect the things, days and times:**

<p>7</p>  <p><i>Andrew's Art lesson</i></p>		<p><b>Monday</b></p>	
<p><i>Tim's guitar lesson</i></p>	 <p>2</p>	<p><b>Tuesday</b></p>	
<p>3</p>  <p><i>Lucy's dance exam</i></p>		<p><b>Wednesday</b></p>	
<p><i>Mandy's birthday party</i></p>	 <p>5</p>	<p><b>Thursday</b></p>	
<p>1</p>  <p><i>Tony's football lesson</i></p>		<p><b>Friday</b></p>	
<p>6</p>  <p><i>Rebeca's swimming lesson</i></p>		<p><b>Saturday</b></p>	
<p><i>Becky's party</i></p>	 <p>4</p>	<p><b>Sunday</b></p>	

😊 Write the sentences about children:

Example: 1. Andrew's Art lesson is **on** Wednesday **at** ten to four.

2.

3.

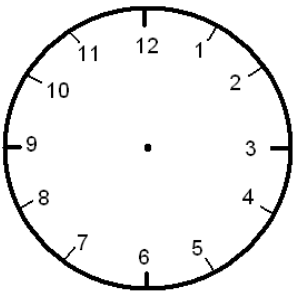
4.

5.

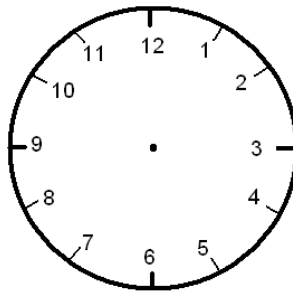
6.

7.

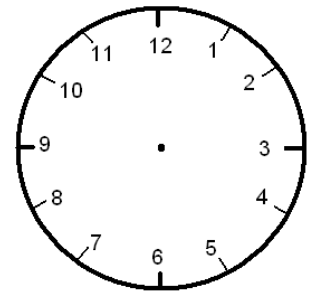
😞 Draw the hands on the clocks:



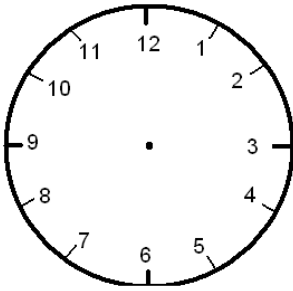
*It's ten to three.*



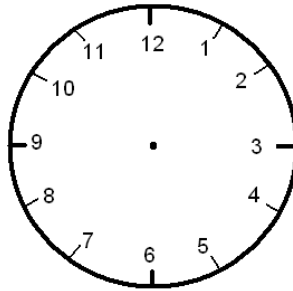
*It's eight o'clock.*



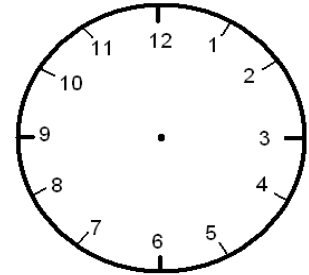
*It's half past twelve.*



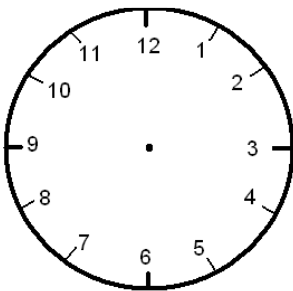
*It's ten past eleven.*



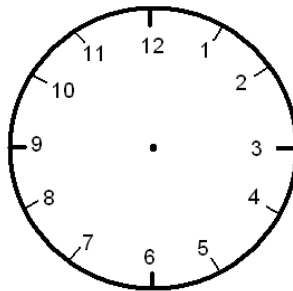
*It's quarter to five.*



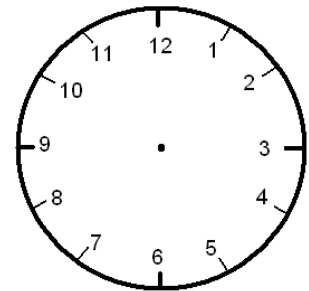
*It's twenty-five past nine.*



*It's one o'clock.*

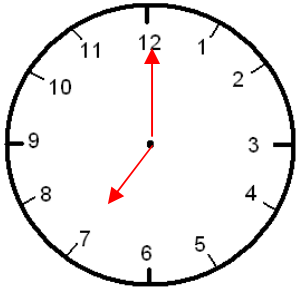


*It's five to two.*

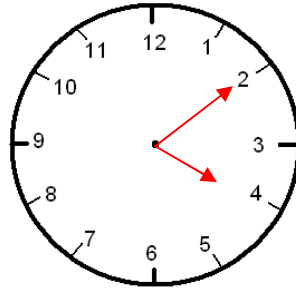


*It's quarter past seven.*

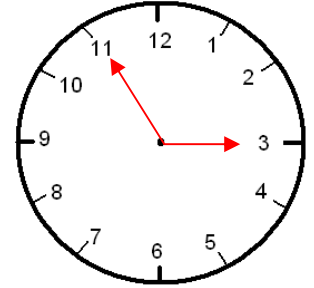
**Řešení:**



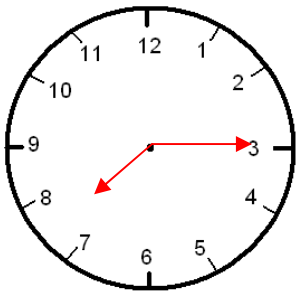
*It's seven o'clock.*



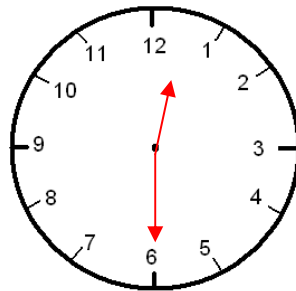
*It's ten past four.*



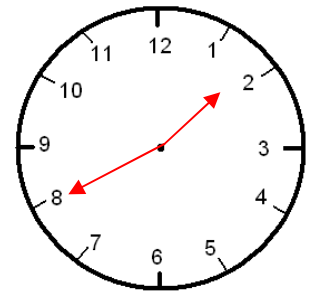
*It's five to three.*



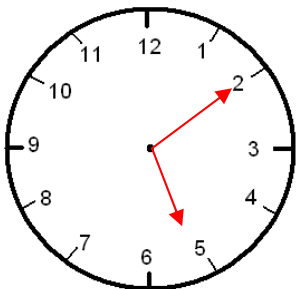
*It's quarter past seven.*



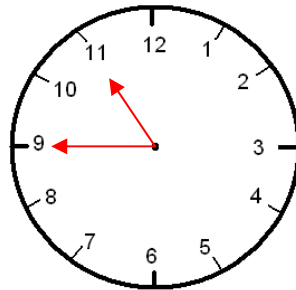
*It's half past twelve.*



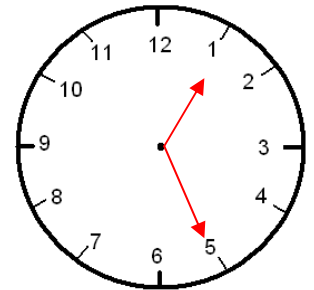
*It's twenty to two.*



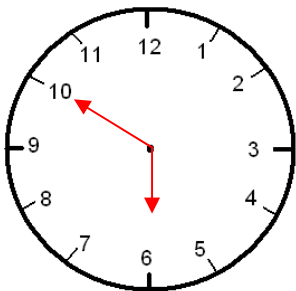
*It's ten past five.*



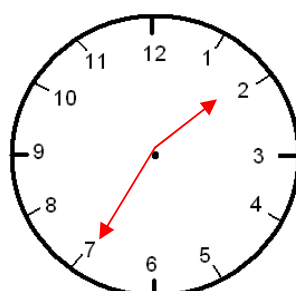
*It's quarter to eleven.*



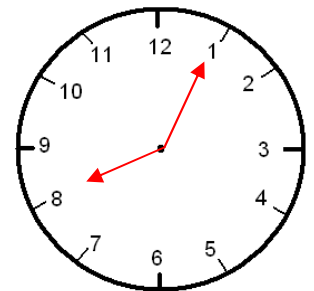
*It's twenty-five past one.*



*It's ten to six.*



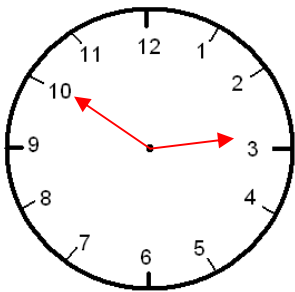
*It's twenty-five to two.*



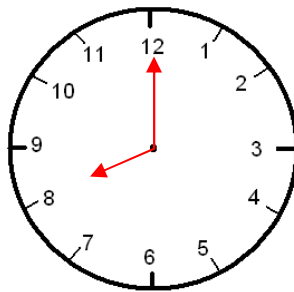
*It's five past eight.*

The sentences about children:

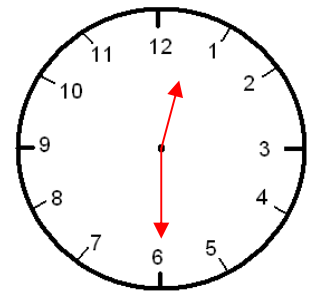
2. Tim's guitar lesson is **on** Friday **at** half past three.
3. Lucy's dance exam is **on** Tuesday **at** six o'clock.
4. Mandy's birthday party is **on** Saturday **at** ten to five.
5. Tony's football lesson is **on** Thursday **at** quarter to two.
6. Rebeca's swimming lesson is **on** Monday **at** twenty to five.
7. Becky's party is **on** Sunday **at** twenty-five to eleven.



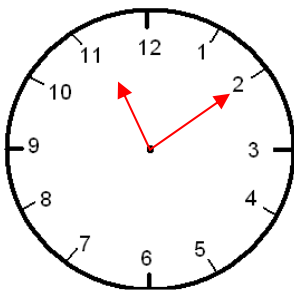
*It's ten to three.*



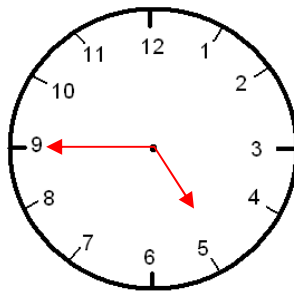
*It's eight o'clock.*



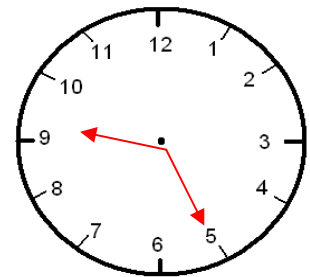
*It's half past twelve.*



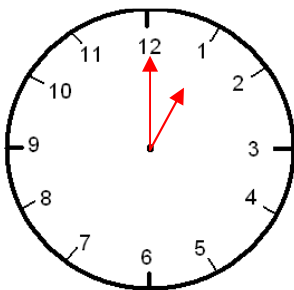
*It's ten past eleven.*



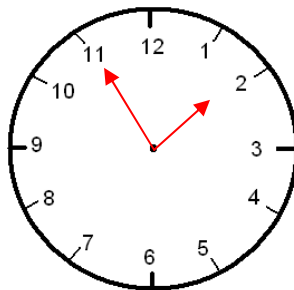
*It's quarter to five.*



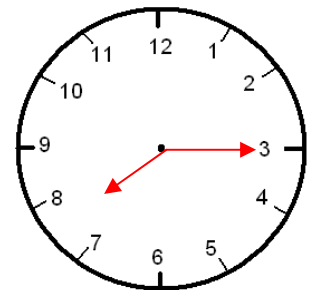
*It's twenty-five past nine.*



*It's one o'clock.*



*It's five to two.*



*It's quarter past seven.*



**Zdroj obrázků:** <http://office.microsoft.com>

1. Football: <http://office.microsoft.com/cs-cz/images/results.aspx?qu=kopan%C3%A1&ex=1#ai:MC900434599>
2. Electric guitar: <http://office.microsoft.com/cs-cz/images/results.aspx?qu=elektrick%C3%A1+kytara&ex=1#ai:MP900427708>
3. Dancing: <http://office.microsoft.com/cs-cz/images/results.aspx?qu=tanec&ex=1#ai:MP900400177>
4. Caps: <http://office.microsoft.com/cs-cz/images/results.aspx?qu=%C4%8Depice&ex=1#ai:MP900399582>
5. Birthday: <http://office.microsoft.com/cs-cz/images/results.aspx?qu=narozeniny&ex=1#ai:MP900399378>
6. Swimming: <http://office.microsoft.com/cs-cz/images/results.aspx?qu=plav%C3%A1n%C3%AD&ex=1#ai:MC900295381>
7. Painting: <http://office.microsoft.com/cs-cz/images/results.aspx?qu=malov%C3%A1n%C3%AD&ex=1#ai:MC900344191>